



## Step By Step Instructions To Get Your Results

*I've Been Testing At Lab Testing Near Me, Now What?*

Now that you have been tested for COVID-19 at one of our testing sites, we want to ensure you receive your results as quickly and easily as possible.

As a reminder, Antigen testing results are available the same day, while PCR results are available within 24-48 hours.

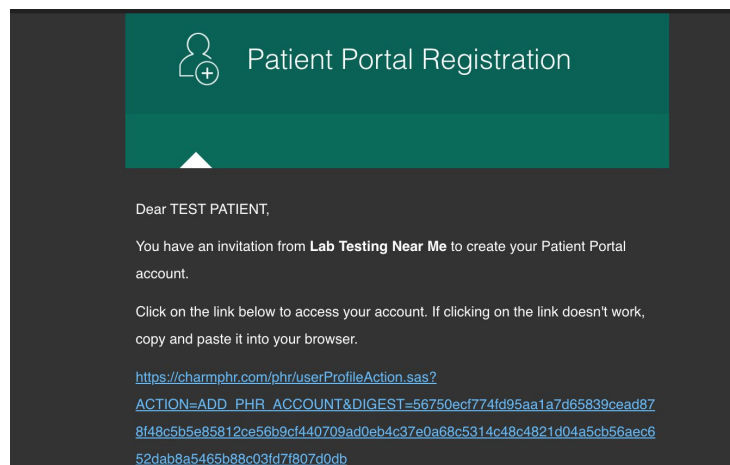
*Results may come in outside of normal operating hours.*

Please monitor the email you provided to our staff during your testing registration, as access to your patient portal will be sent straight to your inbox.

***Please note, each patient will need to provide a separate email in order to receive their results to their individual portal. Parents and Patient Representatives will need to provide a separate email for additional patients receiving tests.***

*Example: If you are a parent that is needing testing for yourself and your child, you will need to provide an email address for yourself and a different email address for your child in order to set up their patient portal and view their results. Each patient portal must be set up under a unique email address.*

## Setting Up Your Patient Portal

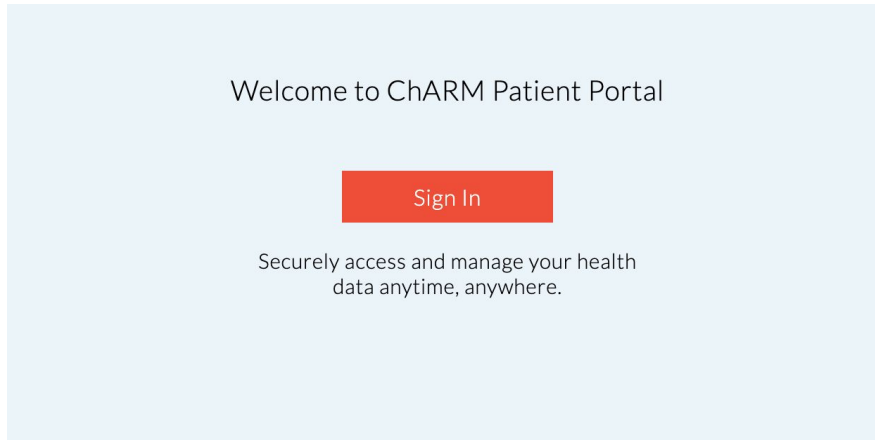


You will be receiving an email from Lab Testing Near Me titled Patient Portal Registration from our Charm system. This email includes a registration link that will direct you to set up your account and login information.

From there, each patient will be asked to verify their date of birth and generate a password for their portal login. Once complete, Charm will have you confirm your email and then you are good to go!

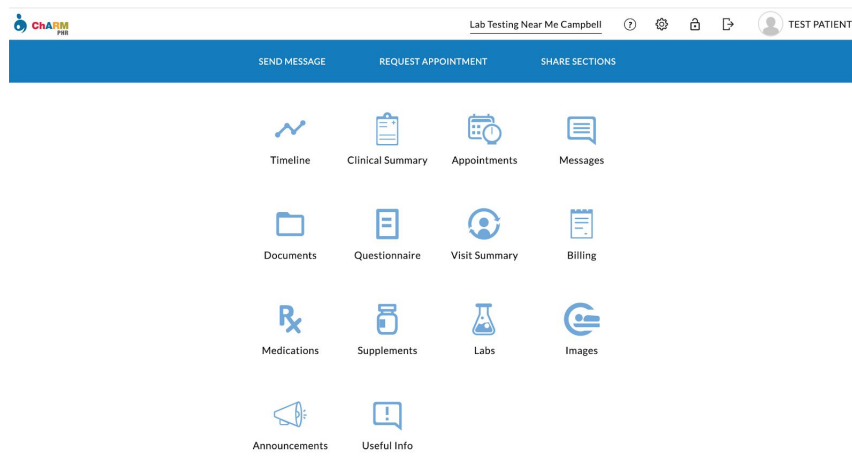
## View Your Results

Once you have verified your email, just follow the simple steps below and you will have your results in no time.



## Login To Charm

Once registration is complete, login to your Patient Portal through the link provided in your email or by visiting our [Charm Portal Login](#)



## View Your Labs

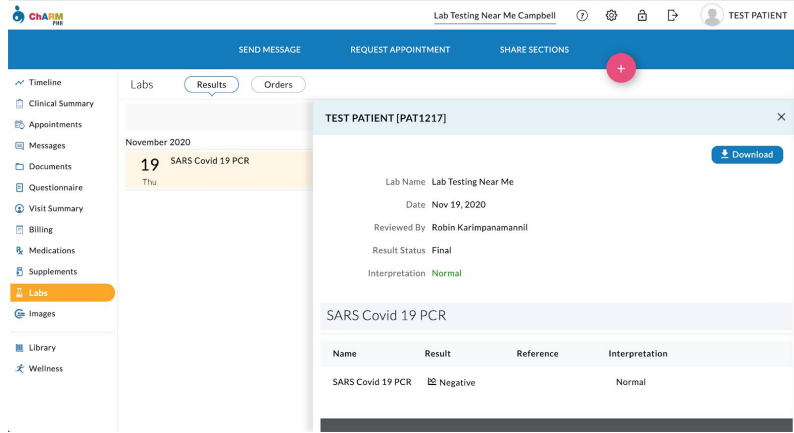
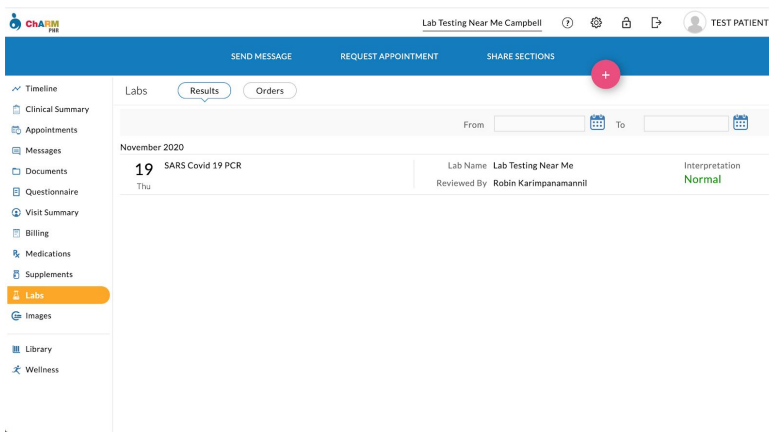
Once you have logged in, you will see a labs icon on your dashboard home screen. Please click on this icon to see your results.



Labs

## Download Your Results

Once you are viewing your lab screen, click on the testing time you wish to review your results for and you will be able to view and download your results.



Once you have your results tab open, simply click the download button on the right hand side of the pop up window, and your results will be opened for you to save and access as needed!

**LAB TESTING NEAR ME** SN: 29032546

**PATIENT RESULTS  
SARS**

**User Name**  
**Patient ID**           0000  
**Order #**                TEST, A  
**Mode**                    READ NOW  
**Date**                    11/23/2020  
**Time**                    12:53 PM  
  
**SARS Control**         **NEGATIVE**  
                                  **VALID**  
  
**Cassette Lot#**        **144258**  
**Cassette Ser#**        **219220**  
  
**Age**  
**Pat. Status**         **Out-patient**  
**#1**  
**#2**  
**#3**  
**#4**

Thank you for choosing **Lab Testing Near Me.**  
Please feel free to contact our team at any time if you have any questions!