



Step By Step Instructions To Get Your Results

I've Been Testing At Lab Testing Near Me, Now What?

Now that you have been tested for COVID-19 at one of our testing sites, we want to ensure you receive your results as quickly and easily as possible.

As a reminder, Antigen testing results are available the same day, while PCR results, on average, are available within 48 to 72 hours.

Results may come in outside of normal operating hours.

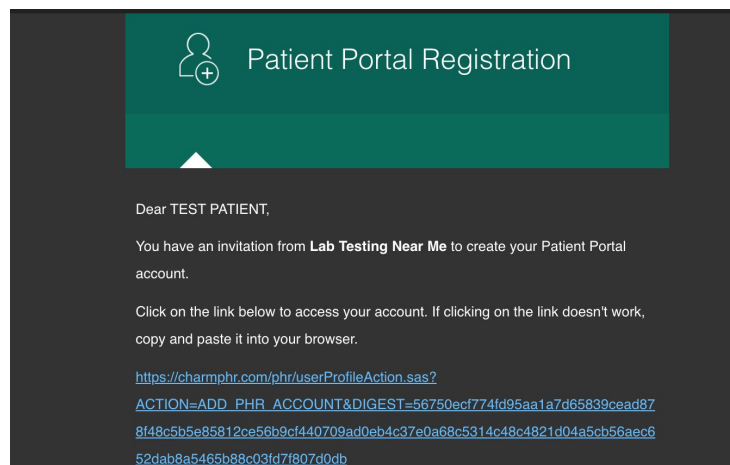
For PCR testing, please plan testing with time to accommodate your needs. Patients should check with their airline and review travel requirements prior to testing, as test results delivery timeframe may vary in times of high demand.

Please monitor the email you provided to our staff during your testing registration, as access to your patient portal will be sent straight to your inbox.

Please note, each patient will need to provide a separate email in order to receive their results to their individual portal. Parents and Patient Representatives will need to provide a separate email for additional patients receiving tests.

Example: If you are a parent that is needing testing for yourself and your child, you will need to provide an email address for yourself and a different email address for your child in order to set up their patient portal and view their results. Each patient portal must be set up under a unique email address.

Setting Up Your Patient Portal

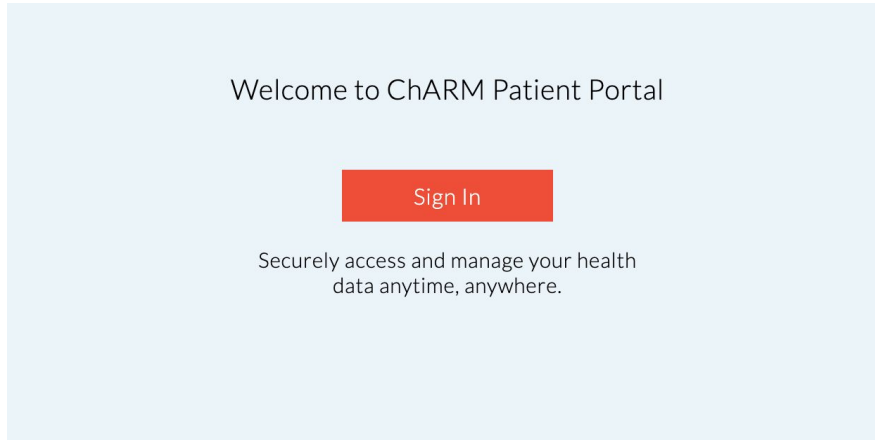


You will be receiving an email from Lab Testing Near Me titled Patient Portal Registration from our Charm system. This email includes a registration link that will direct you to set up your account and login information.

From there, each patient will be asked to verify their date of birth and generate a password for their portal login. Once complete, Charm will have you confirm your email and then you are good to go!

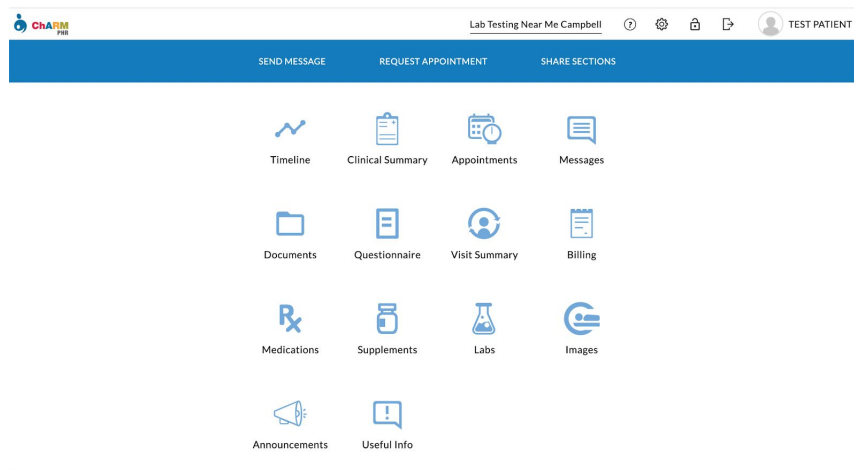
View Your Results

Once you have verified your email, just follow the simple steps below and you will have your results in no time.



Login To Charm

Once registration is complete, login to your Patient Portal through the link provided in your email or by visiting our [Charm Portal Login](#)



View Your Labs

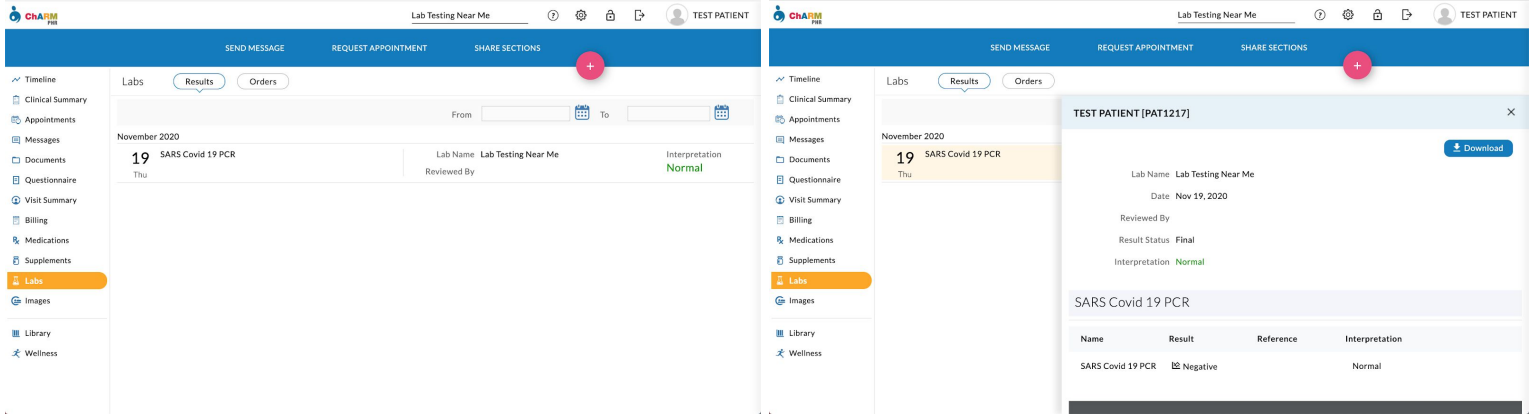
Once you have logged in, you will see a labs icon on your dashboard home screen. Please click on this icon to see your results.



Labs

Download Your Results

Once you are viewing your lab screen, click on the testing time you wish to review your results for and you will be able to view and download your results.



Once you have your results tab open, simply click the download button on the right hand side of the pop up window, and your results will be opened for you to save and access as needed!

LAB TESTING NEAR ME SN: 29032546

PATIENT RESULTS
SARS

User Name
Patient ID 0000
Order # TEST, A
Mode READ NOW
Date 11/23/2020
Time 12:53 PM

SARS Control **NEGATIVE**
VALID

Cassette Lot# 144258
Cassette Ser# 219220

Age
Pat. Status Out-patient
#1
#2
#3
#4

Thank you for choosing **Lab Testing Near Me.**

Please feel free to contact our team at any time if you have any questions!

Please call or email us at info@labtestingnarmetx.com if you have not received your set up link or information to ensure your email was entered correctly.